



Welcome to Glacier Bay

Are you ready to lead the Guests who have checked in to your Lodge on week-long adventure exploring Glacier Bay and learning about how all things are possible with God!

That's not a question; that's an exclamation of anticipation for what the Holy Spirit has in store for you, your aides and all the kids whose lives you will touch during VBS 2016, June 20-24 at Faith Fellowship Church.

By now you've looked over the Glacier Bay Resort Employee Orientation Guide – You have, haven't you? If not, it'd be best to stop right here and familiarize yourself with the Guide's content before taking control of your Lodge. It'll explain a lot about VBS.

This Glacier Bay Operations Manual includes the lessons you'll teach during the five days of VBS. Each lesson includes activities, Bible stories, Bible readings, crafts and games.

How to Read these Lesson Plans

If you see something written in italics – (*Just like this. Arial, 12 pt., surrounded by parentheses*) – then those are instructions to you, answers to questions, and generally helpful stuff you ought to know.

If you see something written in just plain, ordinary Arial, 12 pt. typeface exactly like this, then those are words that were written with the intent that you say them out loud to your Guests. Direct quotes from the Bible are given special treatment by **appearing in bold just like this.**

Yup, the whole week is scripted for you. You don't have to ever worry about what to say in front of the kids. Of course you are free to use your own words and make the lesson "your own." But please be sure you understand the intent of each lesson and don't stray from it.

If the kids have questions, answer them as best you can and let the conversation go where it might, but be sure to bring the conversation back to the key phrase of the day. If you ever have any questions about the lessons, feel free to contact your concierge or resort manager (Becky or Kris!).



Each lesson is organized in a certain order, with graphical icons reminding you when you're in a new section. These are:



Pack Your Bags

Your daily list of supplies, including those we will provide and those you need to scrounge up on your own. Each day you'll find your provided supplies in a "craft bag" that is a different color each day. Need a reminder of what the day's color is? Just look at your lesson. It's pretty obvious what the daily color is!



Check In

This is the opening activity at the beginning of each lesson. It's the first thing you'll do when you arrive at your Lodge following the Opening Activities at the Hub. This section sets up the Bible lesson that comes next.



Wake Up Call

This is the meat of the daily Bible lesson. Take your time teaching this. Make sure you've read everything in advance and think about how you are going to teach this. This is where the rubber hits the road. Or maybe where the snow ski doesn't hit the ice due to surface tension and low coefficient of friction.



Turn Down Service

Following the lesson, where for the most part you've asked your Guests to sit still for a few moments, now is time for a fun follow-up activity to re-inforce the lesson you just taught. Some of these are Q & A based, while others are a fun game. Be sure everyone participates and gets a chance to move around a bit.



Check your time

Everyday at VBS is a little different. As you should know by now, your daily time on your Tropical Island is split up by some doing some cool crafts in Craftaway Cove, or playing outdoors on the Arctic Slope. When you see the clock, check your time and see how you're doing. Better yet, keep checking the time even if you don't see a reminder!

MONDAY

God has the power to

PROVIDE!



Glacier Bay Resort and Convention Center



MONDAY



God has
the
power
to
PROVIDE



‘God will
generously
provide all
your needs.’
2 Cor. 9:8



God
provides for
Elijah



KLYMER

“With God, all things



GOD PROVIDES

Did you Know?

Elijah was a prophet in Israel during the rule of King Ahab, whose reign is placed around 874-853 B.C.

Elijah called for people, specifically the rulers of Israel and Judah, to put their faith in God rather than the false god Baal.

Elijah's name means “my God is Yahweh.” *Yahweh*, meaning “Lord,” is the Hebrew word for God. Another way to phrase it is “the Lord is my God.” Even Elijah's name reminded God's people to repent and once again worship God.

Elijah spread his message about God throughout the capital and major cities of the kingdom. The Bible says Elijah came from a land east of the Jordan River, from a place called Gilead. This means that the urban people Elijah spoke to probably looked down on him, regarding him as a simple, uneducated country man.

What a great reminder that God can use anybody to do his work!

Baal was known as the god of lightning and storm; he was believed to have control over the fertility of the land and crops. God sent a great drought over the land by withholding the rain, showing King Ahab and the people of Israel that Baal had no power. The drought continued for three years.

Why it Matters

Although most kids at your VBS probably have a place to sleep and food to eat, they still have other real needs—maybe a child's parent lost his or her job, or perhaps a child feels friendless at school. Help children understand that God is bigger than any of those needs, and he has the power to provide. Give kids the reassurance that they can hold on to God's mighty power to provide for their needs. You'll also have the opportunity to encourage kids to recognize and thank God for providing their most fundamental blessings—things like clean drinking water, the privilege of coming to church to learn about Jesus, and love from friends and family members.

are possible.” Matt. 19:26



Pack Your Bags

Look for these items in your daily supply bag:

Bible
Blue plastic tablecloth
Very small cups for water
Cheerios or Gluten-free snacks
Coloring sheets
Elijah Spinner Game
Blank 11" x 17" white paper
Elijah Raven Craft Supplies
Daily Posters

There are no items you need to supply on your own today.

Here are some things you should do to set up before you begin:

URGENT! Today you will be serving crackers as part of your lesson. Please make sure you check your class list to see if any of your guests have gluten allergies!

During the week at Glacier Bay you'll be doing many of the activities in small groups of about 3 or 4 guests each. It might be helpful to choose your groups on Monday after introductions are made. The groups will be called Climbing Crews. You can let the groups give themselves individual names, or you might want to name the groups the "buddy names" for the week, Klymer, Cliff, Mallory, Pike or Yeddy.

On one side of the room, to make a "brook," lay the blue plastic table cloth on the floor to resemble a flowing brook. Make sure there is room for all of the kids to sit around or close to the brook.

You might want to pre-fill the cups with a small amount of water in each, one per guest.



Check In

(As the guests enter the lodge, have them all take a seat in a circle on the floor.)



MONDAY



**God has
the
power
to
PROVIDE**



**'God will
generously
provide all
your needs.'
2 Cor. 9:8**



**God
provides for
Elijah**



KLYMER

“With God, all things

Welcome to Glacier Bay VBS! Did you know that behind Glacier Bay is one of the highest mountains in the world! At Glacier Bay VBS, we're pretending that we're climbers, getting ready to go up that *huge* mountain! You need a lot of strength to get up to the top, so we'll trust in God's mighty power.

We're going to learn that God has more strength and power than anyone.

(Point to the poster or picture of Jak, the baby yak.)

Our special preschool friend is Jak, a baby yak. Yaks are big and strong. Even young yaks can carry heavy loads up tall, tall mountains! Jak can remind us of God's mighty power.

While you're at Glacier Bay, you'll be traveling with all of your other friends in your lodge. But, sometimes we'll do things together in smaller groups we'll call our Climbing Crews. Your Climbing Crew Leaders and I want welcome you to Glacier Bay VBS. Help us sing about it.

(Lead children in singing the song "Welcome Friends".)

(Say the words with their actions slowly to help children learn. They'll be opening each day with this activity so don't worry about them learning it perfectly right away. Go over the actions quickly, and then lead young guests in practicing it a few times.)

Welcome, friends! *(Wave hello)*
We're glad you're here! *(Give a thumbs up)*
Welcome, friends! *(Wave hello)*
We're glad you're here! *(Give a thumbs up)*
Stand up, stand up, find a friend, *(Stand up)*
Give a high five, shout "Amen!" *(High five a friend)*
Welcome, friends! *(Wave hello)*
We're glad you're here! *(Give a thumbs up)*

God gave each of you a special person to care for you this week—your Climbing Crew Leader. Let's have all the Climbing Crew Leaders raise their hands.

Before we learn about our Bible Lesson, I want to form small groups that will be called our Climbing Crews.

(Take a few minutes to divide kids into groups of three or four. Assign a Bellhop or your Lodge Assistant to each group. Also, make sure you name the groups at this time.)

If you need help with anything, your Climbing Crew Leader will help you. Now let's take a minute to meet the other friends in your

are possible.” Matt. 19:26

Climbing Crew. Make sure you learn your Climbing Crew Leader’s name, too.

(Have the Crew Leaders let each guest tell his or her name. Then direct the Crew Leaders to give a high five to each guest’s hand and say, “Welcome, [child’s name], I’m glad you’re here!”)

On the count of 3, I want you to call out your Crew Leader’s name. Are you ready?
1...2...3!

Sometimes I’ll need to get your attention so everyone can hear what to do next.

When you hear me say, “Yak, Yak, yak, while I clap my hands three times, it will be your signal to stop what you’re doing and say ‘Yak, yak, yak’ back to me as you clap your hands three times. Let’s practice this a few times.

(Practice doing this at least three times so that everyone understands what to do and how to respond.)

We have so much to do and explore, and I don’t want you to miss anything.



Wake Up Call

Today we’re going to learn that God has the power to provide. “Provide” means to give someone what they need. We know that God is big enough to give us what we need. God has the power to provide for you *(point to children as you continue)* and you and you and you. Let’s hear an awesome story from the Bible about how God provided in a powerful way.

(Open your Bible to 1 Kings 17. Tell children that we can read about this in the Bible, which means that it’s true.)

The Bible tells us about a man Elijah who lived a long time ago and was looking for some water and food. God provided for Elijah in a surprising way.

When you’re hungry, what kinds of food or drinks do you like to get at a restaurant like *(name some local fast food restaurants)*?

Most of the time, a nice person brings you yummy food when you’re hungry.

What would your face look like if an animal brought you something to eat?

(Make your own silly and surprised face.)

Well maybe that’s what Elijah looked like...because that’s what happened to him! You see, at that time, there was no rain in Elijah’s land. That’s because the king



MONDAY



**God has
the
power
to
PROVIDE**



**'God will
generously
provide all
your needs.'
2 Cor. 9:8**



**God
provides for
Elijah**



KLYMER

“With God, all things

wasn't obeying God, so God kept the rain from falling on the land in the entire country. Without rain, no food would grow, and the rivers dried up. Elijah loved and followed God, so God said to Elijah, "Go hide by the brook." A brook is a really small river.

Can you find the brook in our room? Let's go hide by it.

(Point to another area of the room, and invite kids to go over to the "brook.")

Elijah was very, very thirsty; God told Elijah he could drink the water from the brook. Let's take a drink from this brook.

(Tell Crew Leaders to hand out the small cups of water.)

Elijah was very, very hungry, too. How does your tummy sound when you're hungry?

God sent ravens to bring food to Elijah! Ravens are big, black birds. Let's act like a flock of ravens. Stand up, spread out your arms, and let's fly around the room.

(Allow a minute or so of "flying time;" then give the Yak signal that you practiced earlier with the guests. Next, have your guests sit down.)

(Point to the Bible story poster, and show children the birds bringing food to Elijah.)

God has the power to provide. God sent ravens to bring Elijah bread and meat each morning and evening. And God provided a little brook for Elijah to drink from.

(Ask Climbing Crews to circle up in small knee-to-knee circles, making each Crew circle about 3 feet apart. Hand each Crew Leader a tray with a bowl of cheerios and a paper towel.)

Your Crew Leader is going to be the raven, and you're going to pretend to be Elijah. Reach up with your hand and take the food from the "raven."

(Direct Crew Leaders to place a few cheerios in each child's hand and invite the children to enjoy. While kids enjoy the snack, ask...)

If God sent birds to bring you food, what food would you want them to bring? What other things do you need God to give you?

God knew what Elijah needed, and only God had the power to tell birds to give Elijah food! God has the power to give you what you need, too. God has the power to provide.

(Tell your guests that God has provided a tasty snack for them in

are possible.” Matt. 19:26

Room Service!)

Today’s snack is called Krispy Snowmen.

(Talk about how God can use us to help provide things that other people need.)



Turn Down Service

(Gather children in a circle, being sure they’re sitting with their Climbing Crews.)

We’ve had so much fun today learning that God has the power to provide. “Provide” means to give someone something. God has the power to give us what we need.

(Point to the Bible story poster.)

You heard a true Bible story about how God gave Elijah food and water in a really surprising way! Look at those birds bringing food to Elijah! That’s so cool. Every day, you’ll get to color and take home this awesome Bible picture to share the story with your family!

(Hand out the coloring sheets and crayons and let the guests color the picture. While the guests are coloring, get your Elijah Spinner Game from your supply bag and get ready to play.)

(After the guests have had time to color, say...)

We also learned special words from the Bible that remind us that God has the power to provide. The Bible says, **“And God will generously provide all you need.” 2 Corinthians 9:8.** I know some easy actions that will help us remember the words from the Bible.

(Teach children the actions, shown in the photos, as you say the Scripture a few times. Remember, perfect words and motions aren’t the goal. You’re allowing kinesthetic learners to connect the words and motions.)



And God will generously provide



all you need.



MONDAY



God has
the
power
to
PROVIDE



‘God will
generously
provide all
your needs.’
2 Cor. 9:8



God
provides for
Elijah




KLYMER

“With God, all things



Check Out

Elijah Spinner Game



Take out your Elijah Spinner Game from your Day One supply bag. Keep your Climbing Crews together and have each group play the game.

Directions for the game:

Place the food cards on a table with the words facing down. Also have your bag of Cheerios handy.

Each child takes a turn spinning the spinner and does what it says on the wheel.

Keep playing until all of the cards have been picked up.

Write the Bible verse on the large sheet of paper provided. Ask the children to look at the words on their cards. Point to the words on the board one at a time.

Ask the child who has that card to hand the card to you. Tape the card underneath that word. Go over the previous words each time you add a new word. When all of the words have been taped to the paper, have the children say the whole verse.

Bible Buddy

(Hold up a Klymer Bible Memory Buddy tag from your daily supply bag.)

Today you got a cool tool that has those true words right on it. And it has a fun friend named Klymer, a furry snow leopard! God provided Klymer with big paws to help him walk on snow.

(Demonstrate how to hold up your hands, with your fingers curled in, to look like short, fat “cat paws,” and let children do the same.)

are possible.” Matt. 19:26

God also gave Klymer a thick, warm white coat of fur to keep him warm way up in the snowy mountains.

(Lead preschoolers in rubbing their hands on their upper arms, as if trying to keep warm.)

Your Buddy Klymer will remind you of our special Bible verse. We'll keep our Bible Memory Buddies here, right in your Crew bags. That way they'll *all* be here tomorrow when we add our next Bible Buddy. I wonder what animal that might be!

(Have Crew Leaders put the Bible Buddies into the Guests' bags)

(Close the day with a simple prayer.)

Let's all close our eyes and bow our heads and say a prayer to God for providing us with all that we need. **Pray: Mighty God, we love you. We believe that you're all around us, doing powerful and wonderful things. Help us see you and thank you for each of those things. Thank you for loving us. In Jesus' name, amen.**

Extra Craft



(If you have time for one more activity, here is a craft you can have your guests do to remind them of how God provided by using ravens to feed Elijah. You can also save this activity for another day if you'd like. All of the materials are in your supply bag. You'll need:

*Yellow cardstock with feet and beaks printed on them
Two small black plates, one of them cut in half with holes punched out
Two wiggly eyes
Two gold brads
Craft glue*

Instructions:

Match the body holes with the wing holes and hold them together using the brad. Glue the feet, beak and wiggly eyes onto the crow. Place scripture verse label onto the crow.)

NOTES

TUESDAY

God has the power to

COMFORT!



Glacier Bay Resort and Convention Center



TUESDAY



God has
the
power
to
COMFORT



‘He com-
forts us in all
our troubles
so that we
can comfort
others.’
2 Cor. 1:4



God
provides for
Elijah



CLIFF

“With God, all things



GOD COMFORTS

Did you Know?

As Elijah fled from King Ahab and his wife, Jezebel, Elijah hit one of the lowest points in his life—he even told God he had had enough and asked God to end his life! No wonder Elijah desperately needed God’s comfort.

Jezebel, the powerful queen of Israel, wanted to kill him; he was the *only* prophet in Israel serving God, as Jezebel tried to have all the other prophets of God killed, and the few who were left were in hiding; and even after God had demonstrated his great power, Jezebel *still* wouldn’t worship God.

Before Elijah began his 40-day trek to Mount Sinai, he stopped to rest under a broom tree. The broom tree is common in this desert wilderness (modern-day southern Palestine), and it would have been the only shrub big enough to offer Elijah any shade. The broom tree can grow to be 10 feet high.

Instead of appearing in the mighty wind, earthquake, or fire, God presented himself in a gentle whisper. Why? God had just shown his great power to the people of Israel by withholding the rain to create a significant drought and by sending down fire to consume the sacrifice offered by Elijah at Mount Carmel (1 Kings 18). But God revealed that he is more than just a powerful God who can control the elements of nature—he is a God who is always present, sometimes revealed in overwhelmingly astounding ways and sometimes in the quiet.

God had more for Elijah to do! In our Bible lesson for Day Two we read about another story of Elijah. In this Bible lesson we will learn how God comforts Elijah.

Why it Matters

Our world is an imperfect place, and it’s filled with things that make kids scared or sad or fearful—hurtful words from a child at school, a frightening storm, a fight between parents. Kids find comfort in things like a warm hug, an encouraging word, or a cozy stuffed animal. But nothing compares to the comfort of knowing God is always by their side—they are never alone! Today at VBS share with kids the encouraging message of God’s peace and his ability to comfort us no matter what we face in life.

are possible.” Matt. 19:26



Pack Your Bags

Look for these items in your daily supply bag:

Bible

Coloring Sheets for Day 2, one per guest

“Where is God?” Craft sheets (two sheets per project), one craft per guest

Daily Posters

You do not need to provide anything from home today.



Check In

Welcome back to Glacier Bay Resort! I’m so glad you’re here! Are you ready to experience another totally true Bible adventure?

(Pause as guests respond.)

Me too!

Let’s go!

(Ask your guests to gather in the groups they had yesterday. If you need to make adjustments to your groups, now is the time to do it.)

Let’s begin today with our welcome song! Everybody ready?

Welcome, friends! *(Wave hello)*

We’re glad you’re here! *(Give a thumbs up)*

Welcome, friends! *(Wave hello)*

We’re glad you’re here! *(Give a thumbs up)*

Stand up, stand up, find a friend, *(Stand up)*

Give a high five, shout “Amen!” *(High five a friend)*

Welcome, friends! *(Wave hello)*

We’re glad you’re here! *(Give a thumbs up)*

Great Job! Today at Glacier Bay VBS, we’re learning that God has the power to comfort. And let’s face it—we all need comfort sometimes. You know, a guy in today’s Bible story was feeling the same way. He needed comfort big time! And guess



TUESDAY



**God has
the
power
to
COMFORT**



**‘He com-
forts us in all
our troubles
so that we
can comfort
others.’
2 Cor. 1:4**



**God
provides for
Elijah**



CLIFF

“With God, all things

what? It’s someone you already know!

Who can tell me what happened in yesterday’s Bible adventure?

(Let kids call out answers.)

Yup, Elijah is back! Yesterday we left him by the brook, where God was miraculously providing for him. But a lot has happened since then. For one thing, Elijah has made King Ahab even madder than in yesterday’s Bible story! Right before today’s story, something big happened.

You know that Elijah was a prophet of the one true God. Well, he had a showdown—kind of a competition—with some prophets of a false god. And guess who won?

(Pause.)

That’s right, the God Elijah served—the one true God—won! And that made King Ahab even madder than before. Elijah was really scared!

The Bible says that Elijah was afraid and ran away for his life.

(Hold up a Bible, opened to 1 Kings 19.)

When I count to 3, show me your best scared face. Ready? 1...2...3!

(Pause as guests show their afraid faces.)

Now, can you think of a time you were really afraid? Maybe you were scared of a bad dream or a bad storm or maybe you were afraid of the dark.



Wake Up Call

Open your Bible to 1 Kings 19.

(Tell children that this is from the Bible, which means that it’s true.)
Yesterday you heard how God’s power provided for Elijah in a surprising way. Our Bible story today is another amazing story about Elijah and how he saw God’s power!

Yesterday I told you that God wouldn’t send rain to a whole country. Elijah told the king that was because the king didn’t obey God.

are possible.” Matt. 19:26

Well, that king got mad at Elijah. He got so mad that he said he would hurt Elijah! So Elijah ran away to a mountain and went into a cave to rest.

(Scoot away from your friends two scoots. Pause. Pull your legs up and tuck your head down like you're resting. Pause.)

In the cave, Elijah told God that he felt so alone and afraid. God wanted to help Elijah feel better and remember that he wasn't all alone. God asked Elijah to stand on the mountain because he was about to pass by.

If God was going to come and talk to you, how do you imagine God's voice would sound?

Let's pretend we're on the mountain and act out how God spoke to Elijah.

(Have kids stand up, just as Elijah stood on the mountain.)

First, there was a mighty wind!

(Have kids stand, sway side to side, and make a blowing wind noise.)

The wind was so big that it shattered the rocks.

(Pause, then shake your head.)

But God was not in the wind.

Next, there was a big, noisy earthquake that shook the mountain!

(Pretend like the earth is shaking. Have preschoolers stomp their feet, shake their bodies, and fall to the ground. Then shake your head.)

But God was not in the earthquake.

Then there was a hot, roaring fire that blazed through the mountain.

(Lead preschoolers in saying "snap, crackle, pop, snap, crackle, pop." Then shake your head.)

But God was not in the fire either.

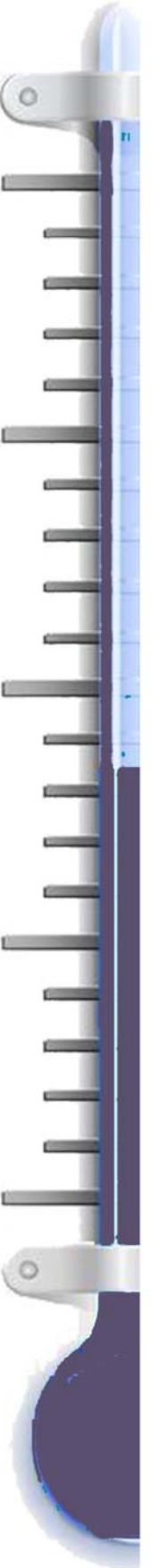
(Whisper:) Elijah waited for the next big, mighty, powerful thing.

(Pause.)

And he heard...he heard...a very soft, quiet whisper.

(Have preschoolers put a finger to their lips and say, "Shhhh.")

When Elijah heard it, he pulled his coat over his face and stood at the front of the cave. Sit down and put your hands over your eyes.





TUESDAY



**God has
the
power
to
COMFORT**



'He comforts us in all our troubles so that we can comfort others.'
2 Cor. 1:4



**God
provides for
Elijah**



CLIFF

“With God, all things

(Pause)

He knew that the soft, gentle whisper was God. God's voice was soft, gentle, and comforting. God has the power to comfort!

When God talked, he comforted Elijah. He told Elijah what to do and gave Elijah good helpers. I imagine Elijah felt so much better, knowing that he'd have someone to help him work! When God talked to Elijah, he sent big, powerful things like wind, fire, and an earthquake.

(Whisper) But God also spoke in a small, quiet, gentle whisper. God has the power to comfort! Say: A whisper is soft, gentle, and quiet. A whisper can be comforting, too. Sometimes a whisper is so soft and quiet that you might have a hard time hearing it!

(Have kids stand up, and make a straight line with their Crew.)

I'm going to whisper something into the ear of the first friend in line. Then that person will whisper it into the ear of the next friend.

Whisper: "God loves you."

(Have Crew Leaders participate in passing the message down the Crew's line. Have guests sit down after they have passed on the whisper message.)

On the count of 3, shout out the whisper message. 1, 2, 3!

Pause while preschoolers shout out the message.

Let's do a Crew comfort hug. Everyone stand up in a Crew circle, and give your Crew a big hug. Hugs are comforting. Comforting others is one way we can share God's love. God has the power to comfort.



Turn Down Service

(Gather guests in a large circle; be sure preschoolers are sitting with their Climbing Crews.)

Today we had fun learning that God has the power to comfort. That means when we feel sad or lonely or afraid, God is big enough to gently calm us and make us feel better. Comfort is sort of like a hug. Turn to someone

are possible.” Matt. 19:26

sitting nearby, and give that friend a hug.

(While preschoolers give hugs, bring out today’s Bible story sheet. Show the picture of Elijah on the mountain. Let preschoolers color the picture.)

When you go home, you can show your family the picture of how God spoke to Elijah.

(Say loudly) God didn’t talk in a big, loud, noisy voice

(Whisper) God spoke quietly and gently. God comforted Elijah and made him feel better. You can give your family members a hug to show them what God’s comfort feels like!

The Bible says, **“He comforts us in all our troubles so that we can comfort others.” 2 Corinthians 1:4** I know some easy actions that will help us remember the words from the Bible.

(Lead children in the actions shown in the photos as you say the Scripture a few times.)



“God comforts us in all our troubles so that we can comfort others.”

When you comfort someone with a hug or a kind word, you’re showing them how loving and comforting God is! God is so happy when we show people his love and comfort.



TUESDAY



God has the power to COMFORT



**‘He comforts us in all our troubles so that we can comfort others.’
2 Cor. 1:4**



God provides for Elijah



CLIFF

“With God, all things



Check Out

(Use the materials from your daily supply bag to make the “Where is God?” craft. There are two pages for each guest. The idea is to cut out the four rectangle covers with the questions on them and paste/tape over the matching answers on the other page. Guests can color the pictures and words before and as you help them attach the covers.)

GLACIER BAY RESORT *Elijah is in the mountain... but where is God?*



NO!

NO!



NO!

He's in a still, small voice.



*“He comforts us in all our troubles so that we can comfort others.”
2 Corinthians 1:4*

Fill in dotted line and glue over the matching picture.

Is God in the fire?

Fill in dotted line and glue over the matching picture.

Where is God?

Fill in dotted line and glue over the matching picture.

Is God in the earthquake?

Fill in dotted line and glue over the matching picture.

Is God in the wind?



**Check the clock. Time for snack?
Do you have enough time to finish?**

Cliff Bible Buddy

(Hold up the poster of Cliff, or show kids the Cliff Bible Memory Buddy.)

Cliff is a cuddly, roly-poly marmot. He snuggles down in his burrow, all warm and cozy. Cozy Cliff reminds me of God’s warm, loving, comforting arms. We can remember our cuddly marmot buddy as we pray and thank God for comforting us.

(Ask children to curl up like marmots in their burrows. Children can pull their knees up, duck their heads down, and close their eyes.)

are possible.” Matt. 19:26

Silently think of a time when you need God's comfort. Maybe it's when you're in bed and it's dark. Or when there's a storm outside. Or people are fighting.

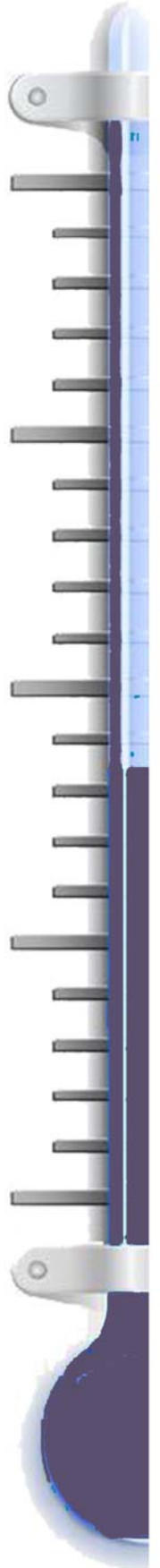
(Pause.)

God is bigger and stronger than *any* hard thing we face. When you feel afraid or worried or sad, imagine God's big, strong arms wrapping around you. With your eyes closed, whisper a prayer and thank God for comforting you during that time you just thought of.

(Pause and then lead your guests in prayer.)

God, even though you're strong, you're also gentle. Thank you for gently and lovingly helping us through hard times. In Jesus' name, amen.

(Hand out the Bible Buddy for today.)



NOTES

WEDNESDAY

God has the power to
HEAL!



Glacier Bay Resort and Convention Center



WEDNESDAY



God has
the
power
to
HEAL



'He heals
the broken-
hearted and
bandages
their wounds.'
Psalm 147:3



God
heals
Naaman



MALLORY

"With God, all things



GOD HEALS

Did you Know?

Naaman is described in 2 Kings 5:1 as having leprosy. Most Bible scholars agree there are two general types of leprosy described throughout Scripture. The first type is known today as Hansen's disease and is what most people associate with the word "leprosy"—a contagious disease that disfigures the body and leads to an early death. The other reference to leprosy in Scripture describes more general skin diseases that, while significant, were less severe conditions—although there was still a social stigma connected with them.

Because Naaman's condition is not described as being contagious, he probably had this second, less severe type of leprosy.

To assist Naaman in seeking a cure for his leprosy, the king of Aram (Syria) sent Naaman with an introduction letter and gifts to present to the king of Israel. These gifts include 750 pounds of silver and 150 pounds of gold. That amount is astounding! Today that many pounds of silver and gold would be worth around three-quarters of a *billion* dollars!

Second Kings 5:17 says that Naaman took two loads of earth (soil) back home with him after he had been healed. In ancient Middle-Eastern culture, the identity of a god was often associated with the land where they were worshiped. Naaman took the soil back to Aram as a tangible reminder of what God had done for him; Naaman most likely would have used the soil to build an altar to God.

Why it Matters

Today's kids are used to instant gratification. Computers, smartphones, and tablets help kids connect with friends, information, and the world around them in seconds. As you talk about God's power to heal, you have the opportunity to remind kids that God's healing doesn't usually happen instantly. Sometimes healing can take a long time, whether it's a broken bone, an illness like cancer, or the healing of a relationship. And sometimes healing doesn't happen until we're in heaven with God. Help kids understand God's power to heal and the many different ways that healing may come.

are possible.” Matt. 19:26



Pack Your Bags

Look for these items in your daily supply bag:

Daily posters
Coloring sheets
Bible

You do not need to provide anything from home today.



Check In

Good morning! Welcome back to Glacier Bay! Today we have another awesome Bible story! So let's get started!

(Ask the guests to gather in the groups they had yesterday and sit down.)

Let's begin today with our welcome song! Everybody ready?

Welcome, friends! *(Wave hello)*
We're glad you're here! *(Give a thumbs up)*
Welcome, friends! *(Wave hello)*
We're glad you're here! *(Give a thumbs up)*
Stand up, stand up, find a friend, *(Stand up)*
Give a high five, shout "Amen!" *(High five a friend)*
Welcome, friends! *(Wave hello)*
We're glad you're here! *(Give a thumbs up)*

That was great! Now I would like all of you to think about your favorite book. If you could have anyone read you a book, which one would it be? Take a moment and tell your Crew Leader your favorite book.

Pause while kids share in their Crews.

How would you feel if you could never look at that book again? The Bible is the best book of all because it's all about God's powerful, amazing love for us! How many of you have a Bible at home? That's wonderful! Did you know that there are some children in our world who have never even seen a Bible? We need to remember to pray that everyone in the whole world will one day be able to own a Bible.



WEDNESDAY



God has
the
power
to
HEAL



'He heals
the broken-
hearted and
bandages
their wounds.'
Psalm 147:3



God
heals
Naaman



MALLORY

“With God, all things

(Have everyone open their Bibles to 2 Kings 5.)

Every story we read this week is true! You can believe these stories because God's Word is true! Today at Glacier Bay VBS, we're learning that God has the power to heal. How many of you have ever been sick? Me too! I'm so happy that God has the power to heal!

During the last two days we learned about a man name Elijah. Who can tell about what happened to Elijah on Monday?

(Pause.)

Remember that Elijah had to be fed by ravens? On Monday we learned that God has the power to provide. And yesterday we learned that God has the power to comfort! How did God comfort Elijah in our story yesterday?

(Let kids call out a few answers.)

Yup, Elijah had some amazing adventures! Today's Bible story doesn't actually feature Elijah, but it *does* feature a friend of his! Remember yesterday how Elijah was really sad. He thought he was the only one who was following God? He felt like he didn't have any friends. God told him there were others who would be his friend. God sent Elijah a very special friend to help him.

Think of a friend in your life who helps you. Maybe your friend is from school or your neighborhood, or here's a thought—even a brother and sister can be a friend! When I count to 3, shout out the name of a friend who helps you. Ready? 1...2...3!

(Pause as guest's shout.)

Friends are great! Well, God sent Elijah a friend—another prophet, named Elisha. *Elijah, Elisha.* The names sound kind of close, but they were two different people. And today we'll meet Elisha.

(Be sure to clearly enunciate the “sha” in Elisha's name so guests won't be confused that you're still talking about Elijah.)



Wake Up Call

Before we get to Elisha, we need to meet a guy named Naaman. Naaman was a soldier. In fact, the Bible calls him a mighty warrior. He was in charge of a big army—and he was the head guy! The

are possible.” Matt. 19:26

commander of the army! Naaman was waaay important, and all his soldiers had to obey him.

Have you ever been in the army?

(Point to a child.)

How about you? Or you? Raise your hand if you have a dad or mom or relative in the Army!

So? None of you have been in the army? Well, today's the day! Stand up!

Have everyone jump up!

You're in Naaman's army now! Everyone gets to be a soldier today! We have some drills we need to do before we can get started! Soldiers, I need everyone to stand at attention. Do know how to stand at attention? Soldiers stand very straight and still. Let's practice standing very straight and still.

(Model how a soldier stands at attention.)

Next were going to learn to march in place like a soldier. Ready? Don't go anywhere! Just march right where you are like this!

(Model how to march in place, counting 1, 2, 3, 4.)

Great job, soldiers! Now let's march around the room with everyone counting 1, 2, 3, 4!

(After a couple of minutes, call time.)

Great marching, soldiers, but let's come back to base camp and sit down with our Climbing Crews!

How did you like being in Naaman's army? That's the life of a soldier. Lots of hard work. And that was what Naaman's life was like.

Even though Naaman was a great leader, he had two problems. First, *(hold up one finger)* he didn't believe in God. Second, *(hold up two fingers)* he was really sick. How many of you have ever been sick? Me too! Today we're going to find out how God has the power to heal!

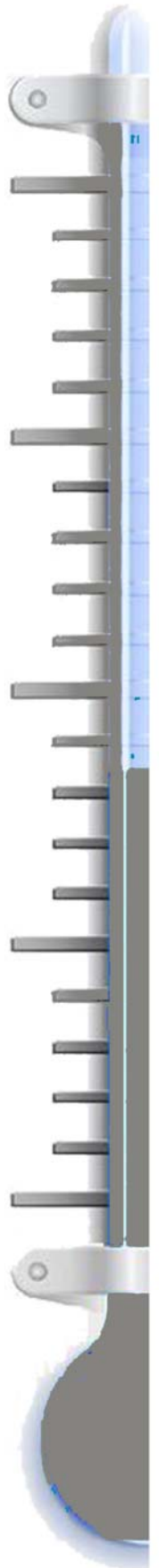
Naaman had a tough disease called leprosy. In Bible times, leprosy caused spots on your body. It was a bad disease to have! And since here at Glacier Bay we experience the Bible story, let's see some spots!

Your Climbing Crew leader is going to come around and give you some spots on your hands. If you don't want any spots just tell your leader. It's okay.

(Pause.)

Most of you have spots on your hands; but what if you were the *only* one in your lodge with spots? How would you feel then?

(Let kids call out answers.)





WEDNESDAY



God has
the
power
to
HEAL



'He heals
the broken-
hearted and
bandages
their wounds.'
Psalm 147:3



God
heals
Naaman



MALLORY

“With God, all things

Being sick, especially when it shows on the outside, is hard. It must have been hard for Naaman, because here's what happened next.

Naaman's wife had a young servant girl who loved God. The servant girl worked hard in Naaman's house. What kind of chores or special jobs do you do at your house?

When the servant girl heard that Naaman was sick, she told Naaman's wife about someone named Elisha—a man who loved God and could use God's power to help Naaman. So Naaman traveled to Elisha's house with horses and chariots.

Chariots are like fancy wagons. Naaman thought he could use his money and power to buy healing for his body. Let's pretend to be Naaman and travel with our horses and chariots.

(Lead kids in galloping to the other side of the room, and gather there.)

Naaman couldn't believe that Elisha didn't come out and give him that message himself! That made Naaman mad because Naaman was a very big and important man! Put your hands on your hips.

Naaman thought, "How dare Elisha not come out of his house to greet me". "We have rivers at home that are better than the Jordan River." He went away mad!

(Have the children stomp back toward the other side of the room and gather there.)

How do you act when your mom or dad asks you to do something you don't want to do?

Naaman's servants went to Naaman and told him that if Elisha had asked him to do something great Naaman would have done it. So why wouldn't Naaman try an easy thing like washing in the Jordan River?

Naaman decided to do what Elisha said, and he washed seven times. Let's pretend to go to the river with Naaman and wash our hands.

(Have each Crew gather around the classroom sink one group at a time. Slowly count to 7 as they wash and dip their hands and arms in the water 7 times. Then let the children dry their arms and hug each other. Celebrate that everyone is clean!)

(Point to the Bible story poster. Have preschoolers look at Naaman's face.)

are possible.” Matt. 19:26

How do you think Naaman felt when he saw his smooth, healthy skin? Say: Elisha knew that God has the power to heal! When Naaman trusted in God’s power, Naaman got better. The leprosy was gone! Circle up with your Crew, and let’s end with a cheer.

(Have Crews gather, then lead them in this cheer:)

1, 2, 3! God can heal me!



Turn Down Service

We’ve had so much fun today discovering that God has the power to heal.

(Pass out the Naaman coloring sheets. Hold one up for the class to see. You can decide when you want your guests to color this, now or later or just as a take home activity.)

This is a good thing to remind friends and family who might be sick or feeling sad. You can color this sheet and take this home to tell your friends and family members—about God’s power to heal.

In our Bible story, God healed a man named Naaman from his skin sickness.

(Point to the Bible story poster.)

Look how happy Naaman is to see his spots disappear!

(Hold up a Day 3 Bible picture.)

When you go home and show your family this Bible picture, you can tell them how Naaman did not want to go into the water, even though God told him he needed to.

Maybe sometimes you don’t want to go into the water to take a bath, so you know what that was like for Naaman! But when you take a bath or play in water today, you can tell your family what happened when Naaman obeyed and did go into the water!

God can heal our bodies, but God can also heal our sad or lonely hearts. The Bible reminds us that “He heals the brokenhearted and bandages their wounds.” A wound is a sore or an “owie.”



WEDNESDAY



God has
the
power
to
HEAL



‘He heals
the broken-
hearted and
bandages
their wounds.’
Psalm 147:3



God
heals
Naaman



MALLORY

“With God, all things

Bible Buddies

(Point to the poster of Mallory, the goose.)

Our Bible Buddy for today is Mallory! He’s a feathered friend who reminds you that God has the power to heal. Mallory is a goose with amazing power! Geese like Mallory can fly way over high, high mountains — just like our mountains at Glacier Bay!

Let’s do some easy actions that will help us remember the words from the Bible.

(Teach children the actions shown in the photos as you say the Scripture a few times.)



“He heals



the brokenhearted



and bandages
their wounds.”

Mallory reminds us of God’s power to help us over big, scary sicknesses. Spread out your wings, as if you’re gorgeous geese like Mallory.

(Lead children in spreading out their arms so their arms are behind the children on either side.)

When you spread out your wings like this, it’s just right for patting someone on the back!

(Lead kids in patting their neighbors gently on the back; then ask children to rest their “wings” on their neighbors’ backs.)

When our bodies or hearts are sick, we need friends to be beside us and help us feel well. Friends can comfort us, and friends can pray for us, asking God to use his mighty healing power.

In this prayer, we’ll go around the circle and pray a name. It might be the name of someone whose body is sick. You might say the name of someone whose heart is sad. Or you might say your name, meaning that you hope God keeps you healthy and well.

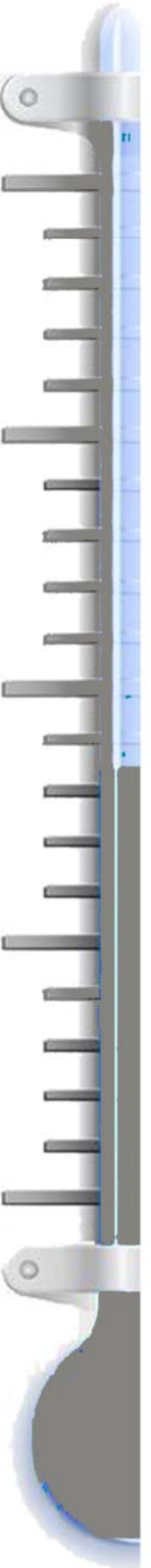
are possible.” Matt. 19:26

(Lead the kids in prayer.)

Mighty God, we know that you have amazing power to heal. Hear us as we give you these people who need your healing.

(Pause and guide children in saying one name each. This will be a new experience for many children, and it may help if you walk behind children and tap heads one at a time. When you tap, children will know that it's their turn to pray a name. When everyone has prayed, say:)

In Jesus' name, amen.



NOTES

THURSDAY

God has the power to

FORGIVE!



Glacier Bay Resort and Convention Center



THURSDAY



God has
the
power
to
FORGIVE



'You are
a God of
forgiveness.'
Nehemiah 9:17



Jesus
dies and
comes back
to life



PIKE

“With God, all things



GOD FORGIVES

Did you Know?

The Romans reserved crucifixion—a cruel, painful, and slow way to die—for criminals without Roman citizenship. Usually only slaves, rebels, and the worst political offenders received such a gruesome sentence. This horrible public punishment was meant to deter crime throughout the empire.

After being cruelly beaten, Jesus was forced by guards to carry one of the beams of the cross, a common practice in Bible times. Jesus carried this beam about a third of a mile, and the wood beam could have weighed as much as 125 pounds.

Luke is the only book of the Gospels that tells about Jesus forgiving the thief. Jesus tells the thief, “**I assure you, today you will be with me in paradise**” (Luke 23:43). The word *paradise* is only used three times in the New Testament. (It's also in 2 Corinthians 12:4 and Revelation 2:7). Some scholars believe the word refers to a place of rest between death and resurrection.

When Jesus died on the cross, the curtain in the inner sanctuary of the Temple was torn in two. This inner space, the Holy of Holies, was the earthly dwelling place of God's presence.

God ordained that only the high priest could go past this curtain once a year. The torn curtain revealed that now, because of Jesus' sacrifice, anyone who puts their faith in Jesus has access to God.

Why it Matters

Jesus lived a perfect life and was wrongly put to death. Everyone who witnessed Jesus' death knew a great injustice had taken place. Jesus didn't deserve to die, but He still forgave the people who crucified Him! Today help kids understand that because of Jesus' sacrifice on the cross, we have been forgiven for our sins too. Share with kids the wonderful news that there is nothing they can do to make God love them less and nothing they can do that God won't forgive them for when they ask. God is able to forgive us an infinite amount of times—he is the ultimate forgiver!

are possible.” Matt. 19:26



Pack Your Bags

Look for these items in your daily supply bag:

Large red hearts, about 4, one for each Climbing Crew

Blank crosses to make “thumbprint crosses” for Mission Week, two per guest.

Ink pads

Coloring sheets, one per guest

Here are some things you should do to set up before you begin:

Open your Bible to Mark Luke 22:31–24:12.

From your daily supply bag take out a red heart for each Climbing Crew and one for you to use.



Check In

(Gather children into their Climbing Crews.)

Welcome back to Glacier Bay! I’m so glad you’re here today. Let’s welcome our friends with our song!

Welcome, friends! *(Wave hello)*

We’re glad you’re here! *(Give a thumbs up)*

Welcome, friends! *(Wave hello)*

We’re glad you’re here! *(Give a thumbs up)*

Stand up, stand up, find a friend, *(Stand up)*

Give a high five, shout “Amen!” *(High five a friend)*

Welcome, friends! *(Wave hello)*

We’re glad you’re here! *(Give a thumbs up)*



THURSDAY



God has
the
power
to
FORGIVE



'You are
a God of
forgiveness.'
Nehemiah 9:17



Jesus
dies and
comes back
to life



PIKE

“With God, all things



Wake Up Call

Open your Bible to Luke 22:31.

(Tell children that we can read about this in the Bible and that it is true.)

Something important in our Bible story is a cross.

(Show kids how to make a cross with their two index fingers.)

We just made a cross with our fingers. Most crosses are really big—taller than me! A long, long time ago, people would be punished for doing wrong by being nailed to a cross. That was a hard, sad, painful way to die. Even though that doesn't happen anymore, our Bible story tells us how important the cross is for you and me today! We'll learn that God has the power to forgive.

(Lead children in the following action story; ask them to do the same things you are doing, as you do the motions shown in italics.)

God wants people to know *all* about him and feel his mighty love. So God sent Jesus, his Son, from heaven to earth to show what God's love is like. *(Put your hands on your heart.)*

Jesus traveled all around, teaching people about God. *(Stand up and walk in place.)*

Jesus met lots of people along the way. *(Shake hands with others.)*

Jesus met people who were sick. *(Cough several times into your elbow.)*

Jesus healed people and made them better. *(Raise your arms overhead.)*

Lots of people loved Jesus and were excited to see him. *(Jump up and down.)*

But some people didn't believe Jesus. They thought he was lying. *(Shake your head “no.”)*

They arrested him. Jesus was all alone. *(Make a sad face.)*

They hung Jesus on a cross, and he died. *(Stretch out your arms and bow your head.)*

are possible.” Matt. 19:26

The Bible tells us that Jesus died on a cross for us, to take away our sins.

Sins are the wrong things we do. Sins can also be the *good* things we choose *not* to do. When we disobey, say hurtful things to our friends, take someone else’s things, or lie, those are sins. No matter how big or small those things seem, they’re still sin. Sin makes God’s heart sad.

(Hold up a red heart, and crinkle up a part of it. Then circle up with your Crew and take turns holding the red heart. Hand a paper heart to each Crew.)

When is a time that you did something wrong? Tell about that, and after you share, crinkle up a part of the heart. Crew Leaders, you’ll share first.

(As you share this next section, talk slowly, and have each Crew leader begin cutting the cross out of the heart.)



God is perfect. He’s never done any wrong things, and he can’t be close to those wrong things. But God loves us—he wants to be our best friend! Jesus took all of our wrong things on himself to pay for them. Every wrong thing you’ve ever done and will ever do was on Jesus when he died on that cross. That’s amazing love!

(Hold up the cut-out cross.)

Jesus took away all of our sins when He died on the cross.

After Jesus had died, his sad friends took his body and put it into a cave. Soldiers rolled a big, heavy stone over the cave so no one could get inside. Jesus’ friends were so sad that their friend had died.

(Point to the Day 4 Bible story poster, and show children the empty tomb.)

But when Jesus’ friends came a few days later, they got a surprise! That’s Jesus’ friend Peter. Peter had been sad, but now he’s surprised because Jesus’ body isn’t in the cave!

Why do you think Jesus’ body isn’t in the cave? *(Let kids answer.)*

Jesus has God’s power—God’s mighty power! Jesus didn’t just die to take away our sins; he came back to life to show that he’s stronger than death! He’s stronger than sin! We don’t have to be sad friends—we can be happy that Jesus is so strong that he beat death!

When we do wrong, we just need to ask Jesus to forgive us...and he will! God has the power to forgive.



THURSDAY



God has
the
power
to
FORGIVE



'You are
a God of
forgiveness.'
Nehemiah 9:17



Jesus
dies and
comes back
to life



PIKE

“With God, all things



Check the clock. Time for snack?
Do you have enough time to finish?

(Hand out today's coloring sheets and crayons. You can decide if you want the guests to color these now, or another time.)

Dear Jesus, thank you for dying on the cross to take away our sins. We're so thankful that you love us and that you're stronger than sin and death. Help us to live like your forever friend. We love you. In Jesus' name, amen.



Turn Down Service



There are many ways that we can share God's love and forgiveness with others. Can you think of some ways we can do that?

(Give guests some time to share their answers.)

How many of you know what Mission Is Possible is at our church?
Would anyone like to explain Mission Is Possible?

(Encourage your Bell Hops to share if they are going to be a part of Mission is Possible.)

Today we're going to be making Thumbprint Crosses that will go in each bag for the children that the youth of our church visit next week.

When I call your group, I want you to come up and make your cross. While each group is making their cross I want the other groups to be coloring the note that will be included with the crosses you send. Make sure that you sign your name on the card that you

are possible.” Matt. 19:26

color.

(Have each group come to the table and make fingerprints on the crosses from your supply bags and the ink pads. Make sure that you put the crosses in a safe place where they can dry overnight.)

(When it is time to wrap up for the day, have everyone sit together.)

This was an exciting day at Glacier Bay VBS! We learned that God has the power to forgive. That means when we do wrong, God’s love is big enough to wash away our wrongs.

(Point to the picture of Peter at the empty tomb. Tell children that Jesus died on the cross and came back to life! The tomb was empty because Jesus was alive.)

When you go home, you can ask a grown-up to read this true Bible story to you. You can show them the picture of Peter at the Tomb that you colored. As they look at your picture, ask them to put their hand on the empty tomb. That can remind them that Jesus has amazing, mighty power—even power over death! That’s a lot of power!

The words in the Bible remind us of God’s forgiveness. Let’s do some easy motions to help us remember these important words.

(Guide children in reviewing the actions (shown in the photos) to the verse: “You are a God of forgiveness.” Since this is a short verse, children can repeat the actions a few times. Then have children sit down.)



“You are a God



of forgiveness.”



THURSDAY



God has
the
power
to
FORGIVE



'You are
a God of
forgiveness.'
Nehemiah 9:17



Jesus
dies and
comes back
to life



PIKE

“With God, all things

Bible Buddies

Let's meet our Bible Buddy for today. Let me give you a clue about this friend.

(Cross your index and middle fingers on each hand – as if you're crossing your fingers for luck – and put them on either side of your head, like “horns.” See if children can guess that you're pretending to be Pike, the markhor!)

Pike is a mountain goat with twisty horns, sort of like this.

(Let kids make “markhor horns” on their heads for a few seconds.)

Our friend Pike can remind us that God forgives those poky, sharp, hurtful things we do. Let's try not to say hurtful things to other people.

Pike's twisty horns can also remind us that sometimes we turn away from God's love. We disobey and are not kind to our friends. I'm glad that God has the power to forgive.

Stand up, and let's say a special prayer, thanking God for his forgiveness. During this prayer, I might ask you to do certain things. Just do them silently and keep your eyes closed.

(Have children stand up so everyone is facing into the circle.)

Dear God, you made us and love us. We admit that sometimes we turn away from you and do wrong. Friends, with your eyes closed, turn around so you're facing away from our circle.

(Pause.)

God, we're so thankful that you are strong enough and loving enough to forgive us. You welcome us back! Now, let's turn back around so you are all facing into the circle again.

(As they do, pray softly...)

God, thank you for loving and forgiving all of my friends. In Jesus' name, amen.

are possible.” Matt. 19:26

Bonus Information about the Markhor

The markhor (pronounced mah-kaw) is a large species of wild goat that is found in Afghanistan, Pakistan, India, Tajikistan, Uzbekistan and in the Himalayas. The species was classed by the IUCN as Endangered until 2015 when it was down listed to Near Threatened, as their numbers have increased in recent years by an estimated 20%. The markhor is the national animal of Pakistan. The name is thought to be derived from the Persian word mar, meaning snake, and khor, meaning "eater", which is sometimes interpreted to either represent the species' ability to kill snakes, or as a reference to its corkscrewing horns, which are somewhat reminiscent of coiling snakes.



NOTES

FRIDAY

God has the power to

LOVE US FOREVER!



Glacier Bay Resort and Convention Center



FRIDAY



God has
the power to
LOVE US
FOREVER



'Anyone
who believes
in Him will
not die but
will have
eternal life.'

John 3:16



Jesus
promises us
an eternal
home



YEDDY

"With God, all things



GOD FORGIVES

Did you Know?

Jesus described heaven as a house filled with many rooms, an expression meaning unlimited space. So we know heaven is really big—big enough for everyone who believes in Jesus!

Jesus gave his disciples this message of comfort and the assurance of heaven to help prepare them for what was ahead. He knew the disciples would soon face many trials and persecutions, beginning with his own betrayal, trial, and crucifixion.

Jesus mentioned heaven many, many times in the Gospels. But he didn't give many details of what heaven is like. This is because Jesus was more concerned with making sure people knew *how* to spend eternity with him—by believing in him! "I am the way, the truth, and the life. No one can come to the Father except through me" (John 14:6).

Jesus used parables often during his ministry to explain truths to his followers. But during his last night with the disciples, described in John 13-17, Jesus spoke very plainly. This was Jesus' last chance to make sure the disciples understood who he was, the work he had for them, that he would have a place waiting for them in heaven, and that he would one day return to earth!

Why it Matters

Sometimes the Bible can seem like a big history book filled with stories from a long, long time ago. But our God is not a character in a story from once upon a time. God always has been and always will be—he is forever! Use today's lesson to help kids discover the hope they have in a heavenly future. Share the excitement Jesus' followers have and the unimaginably wonderful forever home we have waiting for us in heaven. Have you given much thought about Heaven and what it will look like? Have you ever wondered what YOU will look like? What will we do every day for eternity? Where is Heaven?

are possible.” Matt. 19:26



Pack Your Bags

Look for these items in your daily supply bag:

A long piece of string or yarn, in supply bag.

Yarn for Heaven Mobile Craft already cut out and in supply bags.

Heaven Mobile Craft (Holes pre-punched)

Small pieces of wrapped candy (Smarties), one small Smartie for each guest in the room.

Blank “paper person” cut outs, one per guest.

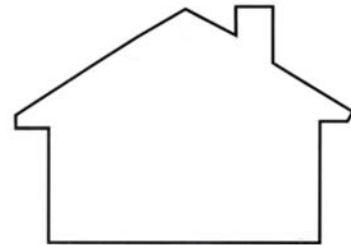
Pictures of Jesus and the two children.

Large piece of paper to pin up on bulletin board

Here are some things you should do to set up before you begin.

Mark John 14:1-3 in a Bible.

Use crayons to decorate one of the “paper person” cutouts so it looks like you, same hair and eye color, etc. Then on the large piece of paper draw the outline of a house and then pin up the paper to the wall.



Here is a suggestion for what kind of house outline to draw.



Check In

(Gather children with their Climbing Crews.)

Welcome back to our last day at Glacier Bay! It's been so much fun being here with each of you. Let's sing our welcome our song!

Welcome, friends! *(Wave hello)*

We're glad you're here! *(Give a thumbs up)*

Welcome, friends! *(Wave hello)*

We're glad you're here! *(Give a thumbs up)*

Stand up, Stand up, find a friend, *(Stand up)*



FRIDAY



God has
the power
to
LOVE US
FOREVER



‘Anyone
who believes
in Him will
not die but
will have
eternal life.’
John 3:16



Jesus
promises us
an eternal
home



YEDDY

“With God, all things

Give a high five, shout “Amen!” (*High five a friend*)

Welcome, friends! (*Wave hello*)

We’re glad you’re here! (*Give a thumbs up*)



Wake Up Call

(*Open your Bible to John 14:1-3. Tell children we can read about this in the Bible and that it is true.*)

Today we’re learning about God’s power over death and the hope and joy of heaven.

(*Hold up your Bible, and show the guests the first page.*)

This book has a beginning and an end. Flip to the end of the book, and show children the last page; then close the book. It’s over! Hold up the piece of string, and show kids both ends. This string has a beginning and an end. When you reach the end...that’s it!

(*Hold up a piece of candy.*)

If I started eating this candy, pretty soon I’d finish eating it, and the candy would be gone! But God never ends. He’ll go on and on and on forever. God is forever. God loves us and wants us to be with him forever.

When Jesus lived on Earth, he told people, “Don’t worry—trust me! There’s plenty of room in my Father’s home. I’m going to prepare a place for you... then I’ll come back and get you so you’ll always be with me.” That’s so cool! Jesus went to prepare—or make ready—a place for people who love and follow him! Wow!

(*Give each child a paper person and have your guests it up. Tell them you’re going to make a special home for those people, and then you’ll come and get kids and let them put their people in that special home. Hand each Crew Leader a bag of crayons for their guests to draw their face and decorate their paper person. Have Crew Leaders write each child’s name on their paper person. Hang the house drawing on the wall at child’s eye level. After about 5 minutes, clean up, make your “Yak” sound and clap three times.*)

Jesus said that he would come and get us. Let’s see what that might be like.

(*Walk to a Crew, and kneel down. Look children in the eyes, and say: “God loves you and has made a special place just for you.” Then lead the Crew to the wall where you’ve posted the “home.”*)

are possible.” Matt. 19:26

One group at a time, lead them to the house and help children tape their paper people inside the home until everyone has had a turn.)

Because of what Jesus did and because of God’s love for us, someday all of Jesus’ friends can live in an incredible place called heaven with God and Jesus. That’ll be so cool! What do you think heaven will be like?

(You can comfort children with the promise that heaven will be beautiful, and there won’t be any sadness or sickness there.)



Turn Down Service

I’m excited that Jesus is going to get a special place ready for us in heaven! Let’s sing a song to help us learn the Bible words about that. The song ends by telling us the book in the Bible where your family can read those words!

(Form a large circle, and lead kids in learning the following song.)

I’m going to prepare a place *(Point up)*

For you, for you. *(Point to a friend each time you say “you”)*

I’m going to prepare a place *(Point up)*

For you and you and you. *(Point to a friend each time you say “you”)*

We can go to heaven! *(Join hands and raise them)*

We can go to heaven.

Jesus is already there. *(Hug yourself)*

John 14, verse 2.

God has the power to love us forever. When we’re sad or afraid or lonely, we have the happy hope of Jesus’ forever promise!

(Hand out some Smartie Candy to Crew Leaders. Crew Leaders can give each guest one individual piece of candy.)

Heaven Mobile Craft

(Your supply bag has everything you need to make this craft. Each guest gets a set of six cards and the one long and six shorter yarn pieces needed to tie the whole thing together. Let guests use the classroom supplies of markers and other materials to decorate their mobile. Help the guests tie the yarn through the holes in the cards to complete the mobile.)

Have you ever given much thought about Heaven and what it will look like? Have you ever wondered what YOU will look like? What will we do every day for eternity? Where is Heaven? Today we’re going to make a Heaven mobile that will remind you how wonderful Heaven will be for you!



FRIDAY



**God has
the power to
LOVE US
FOREVER**



**'Anyone
who believes
in Him will
not die but
will have
eternal life.'**

John 3:16



**Jesus
promises us
an eternal
home**




YEDDY

“With God, all things

Your mobile is going to have six cards hanging together that spell out the word HEAVEN. Each card has one letter one side and a phrase about heaven on the other. See, here's what they look like.

(Show the guests the six cards and read each side. If the guests want to comment or discuss the meaning of any of the phrases, briefly do so but keep an eye on the clock.)



(Gather children in a large circle; be sure Climbing Crews are seated together.)

Our time at Glacier Bay VBS is almost over! I've had so much fun seeing you friends here every day!

(Give your Crew Leader a high five, and say.)

"I'm glad you came to Glacier Bay!"

(Pause. While Crew members affirm each other, bring out the picture of Jesus and the smiling children.)

Today you heard about an incredible home that Jesus is making for you in heaven! Jesus said there wouldn't be sad tears in heaven.

(Point to the picture of Jesus and the children.)

Jesus said he would be there! Why are these children so happy? Because they know that when they go to Heaven they're going to have lots of fun with Jesus. God loves you so much—he wants to be with you forever and ever. When you show your family and friends this picture, you can ask them what *they* think heaven might be like.

are possible.” Matt. 19:26

You’ve learned so much about God’s mighty power here at Glacier Bay VBS! But some of your friends and family didn’t get to hear all that great news. What is the name of someone you know who might be happy to learn about God’s mighty power?

Shout it out!

(Pause while kids call out names.)

When you take this picture home today, remember to share all that great news with your family and friends. Remind your family and friends that God has the power to love us forever. Some people will be surprised to hear that!

The Bible has awesome, true words that remind us about God’s mighty love and mighty power. The Bible says this about Jesus: “Everyone who believes in him will have eternal life.” Eternal means “forever.” That’s a long, long time! Let’s use our arms to remember those amazing words from God.

(Lead children in the motions shown in the photos that accompany the Bible verse. Then have children sit down.)



“Everyone...”



“...who believes in him...”



“...will have eternal life.”

Yeddy Bear Hugs

(Show children the poster of Yeddy, or hold up a Yeddy Bible Buddy.)

Yeddy is our cuddly bear who reminds us that God has the power to love us forever. Sometimes we call a big, warm, tight hug a “bear hug”! Circle up with your Crew for one last wonderful bear hug.

(Pause while Crews each huddle up for a fun, affirming “bear hug.”)

NOTES